





| بارم | متن سوال | ردیف |
|------|---------------------------------------------------------------------------------------------------------------------------------------------------------------------------------------------------------------------------------------------------------------------------------------------------------------------------------------------------------------------------------------------------------------------------------------------------------------------------------------------------------------------------------------------------------------------------------------------------------------------------------------------------------------------------------------------------------------------------------------------------------------------------------------------------------------------------------------------------------------------------------------------------------------------------------------------------------------------------------------------------------------------------------------------------------------------|------|
| ۲ | <p>باسخ سوالات ستون A را از ستون B پیدا کرده و به هم وصل کنید. (در ستون B یک عبارت اضافی است).</p> <p>(A) _____ (B) _____</p> <p>1. Who watched the movie? a. An-email 2. What did he receive? b. At school 3. Did they listen to the radio? c. Yes, they did. 4. Where did she connect to the Internet? e. They downloaded it. f. My sister.</p> | A |
| ۲ | <p>با استفاده از عبارات داخل پرانتز جملات زیر را تغییر دهید.</p> <p>1. We visit a museum each summer. (last summer) 2. My mother bakes a cake. (Last Friday)</p> | B |
| ۲ | <p>شماره هر عبارت را زیر تصویر مربوط به آن بنویسید. (یک عبارت اضافی است).</p> <div style="display: flex; justify-content: space-around; align-items: center;"> <div style="text-align: center;">  <p>(.....)</p> </div> <div style="text-align: center;">  <p>(.....)</p> </div> <div style="text-align: center;">  <p>(.....)</p> </div> <div style="text-align: center;">  <p>(.....)</p> </div> </div> <div style="border: 1px solid black; border-radius: 15px; padding: 10px; margin: 10px auto; width: 80%;"> <p>1. text a message 2. see a war movie 3. look at the newsstand 4. attend a TV program 5. interview somebody</p> </div> | C |
| ۲ | <p>جملات زیر را مرتب کنید.</p> <p>1. the movie/didn't /the boys/ like. 2. yesterday/happy/the girls/were?</p> | D |

| بارم | متن سوال | ردیف |
|------|-----------------------------------------------------------------------------------------------------------------------------------------------------------------------------------------------------------------------------------------------------------------------------------------------------------------------------------------------------------------------------------------------------------------------------------------------------------------------------------------------------------------------------------------------------|------|
| ۲ | <p data-bbox="863 181 1414 219">متن زیر را بخوانید و به سوالات داده شده پاسخ دهید.</p> <p data-bbox="220 230 1414 398">Last week our neighbor invited us to a village near a river. It was a nice and quiet place. There were tall trees and beautiful flowers. The water of river was clean and cool. W didn't use our mobile.</p> <ol data-bbox="220 517 804 645" style="list-style-type: none"><li data-bbox="220 517 724 555">1. How was the water of river?<li data-bbox="220 607 804 645">2. Where did our neighbor invite us? | E |

تهیه: گروه آموزشی زبان انگلیسی متوسطه اول شهرستان ایوان