



هم کلاسی
Hamkelasi.ir

درس اول

| | | |
|-----------------|--|---|
| Shayan: | Mr. Chaychi, this is my cousin Sam. He speaks French, English, and a little Persian. | من این پسر عموی من سام است او ی، انگلیسی و کمی فارسی صحبت میکند |
| Teacher: | Oh, nice to meet you, Sam. | اوه سام از دینت خوشحالم |
| Sam: | Nice to meet you, too. | من هم از دیدن شما خوشحالم |
| Teacher: | Are you from Iran? | آیا شما اهل ایران هستی؟ |
| Sam: | Yes, I'm originally Iranian, but I live in France. | اصلیتی ایرانی دارم اما در فرانسه زندگی میکنم |
| Teacher: | Welcome to our class. How do you like it in Iran? | به کلاس ما خوش آمدی ایران را چقدر دوست داری؟ |
| Sam: | Iran is great! I love it. It's a beautiful country. | ایران عالی است من عاشق ایرانم کشور زیبایی است |



Practice 1 ⇨ Talking about Nationalities (1)

◆ Listen to the examples. Then ask and answer with a friend.

آیا شما اهل ایران هستید؟
Are you from Iran?

آیا شما اهل فرانسه هستید؟
Are you from France?

آیا او اهل انگلستان است؟
Is she/he from England?

آیا او اهل چین است؟
Is she/he from China?

آیا آنها اهل اسپانیا هستند؟
Are they from Spain?

آیا آنها اهل برزیل هستند؟
Are they from Brazil?

Yes, I am. / Yes, we are.

No, I'm not. / No, we're not.

Yes, she/he is.

No, she/he isn't.

Yes, they are.

No, they aren't.

بله هستم

نه نیستم

بله هست

نه نیست

بله هستند

نه نیستند



Practice 2 ⇨ Talking about Nationalities (2)

◆ Listen to the examples. Then ask and answer with a friend.

آیا شما ایرانی هستید؟
Are you Iranian?

آیا شما فرانسوی هستید؟
Are you French?

آیا او انگلیسی است؟
Is she/he British?

آیا او چینی است؟
Is she/he Chinese?

آیا آنها اسپانیایی هستند؟
Are they Spanish?

آیا آنها برزیلی هستند؟
Are they Brazilian?

Yes, I am. / Yes, we are.

No, I'm not. / No, we're not.

Yes, she/he is.

No, she/he isn't.

Yes, they are.

No, they aren't.

بله من هستم


بله ما هستیم

بله او هست

نه او نیست

بله هستند

نه نیستند



Practice 3 ⇨ Talking about Nationalities (3)

◆ Listen to the examples. Then ask and answer with a friend.

Where are you from?

من / ما اهلايران هستم / هستیم
(I'm / We're from) Iran.

Where is Mary /she from?

(She's from) England. او اهل انگلیس است

Where is Mark /he from?

(He's from) France. او اهل فرانسه است

Where are they from?

(They're from) Spain. آنها اهل اسپانیا هستند

شما اهل کجا هستید؟

ماری / او اهل کجاست؟

مارک / او اهل کجاست؟

آنها اهل کجا هستند؟



◆ Spelling and Pronunciation

Listen to two students doing a crossword puzzle.

Student 1: How do you spell "chair"? کلمه chair را چگونه می‌نویسند؟


Student 2: That's C-H-A-I-R.

Student 1: And which is correct for کفش in English, S-H-O-O-S or S-H-O-E-S? کدام یک برای کفش به انگلیسی درست است shoes

Student 2: S-H-O-E-S.

Student 1: Thanks.

Now do the rest of the puzzle in pairs.



◆ **Down** ↓



1. A fruit peach

2. چادر in English chador

3. From Spain spanish

4. From France french

5. shoes



6. صندلی in English chair

◆ **Across** →

2. From China chinese


6. chicken



7. fish



8. You are from ...iran



◆ Listening and Writing

Listen to the conversations and fill out the table below.

| Conversations | Name | Nationality |
|---------------|------|-------------|
| 1 | | |
| 2 | | |

◆ Reading, Speaking and Writing

Pair Work

Student A:

Look at the card on Page 64 and answer student B's questions.

Student B:

Look at the card on Page 92 and answer student A's questions.



Ask and answer about the people and fill out the cards.

◆ Role Play

Group Work

Student A:

Introduce one of your relatives/friends to your classmate.

Student B:

Greet your classmate and his/her guest.

Student C:

You are a guest from another country.

Then change roles.

یکی از خویشاوندان و دوستان را به همکلاسی هم معرفی کنید

مثلا: his is my freind mohsen he is:

13 years old

دانش آموز بیا همکلاسی و مهمان او سلام واحوالپرسی کنید

Hello sara.how are you today?

Nice to meet you welcome to our class

دانش آموز 3: شما مهمانی از یک کشور خارجی هستید؟

hello iam Roberto, iam from

spain,iam 15 years old iam

student