

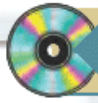


هم کلاسی
Hamkelasi.ir

درس اول



Lesson 1: Personality



Conversation

Listen to the conversation between two cousins.

Ehsan: Who is your best friend at school? بهترین دوست تو در مدرسه کیست؟

Parham: Reza. رضا

Ehsan: What's he like? چهجوری است؟

Parham: Oh, he is really great! He's clever and kind. او واقعا عالی هستش! او باهوش و مهربان است.


Ehsan: Is he hard-working too? آیا او سخت کوشم ات؟

Parham: Yes! And he's always very helpful. بله! اون همیشه به دیگران کمک میکنه

Ehsan: How? چطور؟

Parham: He always helps me
اون همیشه به من تو درسها کمک میکنه
with my lessons.





Practice 1 ⇨ Talking about personality (1)

✻ Listen to the examples. Then ask and answer with a friend.



- Are you hard-working?
آیا تو سختکوش هستی؟
- Is he clever?
آیا او باهوش است؟
- Is Zahra talkative?
آیا زهرا پر حرف است؟
- Are they neat?
آیا آنها تمیز هستند؟
- Are they upset?
آیا آنها ناراحت هستند؟


Yes, I am. بله من هستم

Yes, he is. بله او هست

No, she isn't. نه او نیست

Yes, they are. بله آنها هستند

No, they're not. نه آنها نیستند



Practice 2 ⇨ Talking about personality (2)

✻ Listen to the examples. Then ask and answer with a friend.



- What's your friend like?
دوستت چجوریه؟
- What's your mother like?
مادرت چجوریه؟
- What's he like?
او چجوری است؟
- What's she like?
او (مونث) چجوری است؟
- What are you like?
شما چجوری هستید؟
- What are they like?
انها چجوری هستند؟

He's very funny. او خیلی بامزست

She's very kind and patient.

او خیلی مهربون و صبور هستش

He is quiet.

او ساکت است


She is clever.


I'm a bit serious.

من کمی جدی هستم

They are very kind.

انها خیلی مهربانند






angry



brave



careless




cruel



rude



nervous



quiet



funny



selfish



neat

Language Melody



- ❁ Listen to the conversation and pay attention to the intonations of "affirmative" sentences.

Teacher: Farzaneh is a clever student. Everybody likes her.


Samira: فرزانه دانش آموز باهوشی است همه او را دوست دارند.
Yes. I know. She is also very helpful.

Teacher: بله می دونم او همچنین به دیگران کمک میکند.
Well, you can ask her for help.

Samira: خوب تو میتونی ازش درخواست کمک بکنی؟
Ok, I'll ask her to help me with my English.

خیلی خوب من ازش میخوام در انگلیسی کمکم کند

- ❁ Listen to the sentences below and then practice.



1. He's very kind. → او خیلی مهربان است
2. She's very patient. → او خیلی صبور است
3. You are very clever. → تو خیلی باهوش هستی
4. Everybody likes her. → همه او را دوست دارند
5. I do my homework. → من تکلیفم را انجام میدهم
6. She works for a company. → او برای یک شرکت کار میکند



Talk to Your Teacher

Let me check it in the dictionary.

Find it

Find and underline "to be" verbs in the passage below.

I'm Mohsen. This is my classroom. There are 25 students in my class. I have a lot of friends. My best friend is Vahid. He's a good student. He is helpful and hard-working, but he is not very careful. He usually forgets important things. It's a big problem.

Full Name _____

